



Investment Objective of Punjab Pension Fund (PPF) is to generate revenue for the discharge of pension liabilities of the Government of Punjab.

Performance Review

PPF posted a net return of 9.7% during 5MFY18 vs. 10.2% during same period of FY17. The Fund posted a real return of 5.7% during the period. The performance of the Fund remains significantly higher than its benchmark of 7.0%; despite record low yields prevailing in the market.

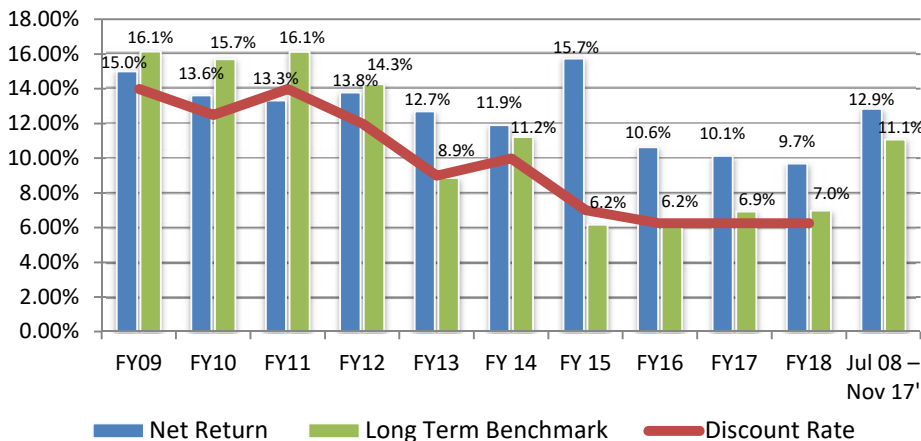
There was a sizeable shift in Fund's asset allocation during the month of Nov-17. An amount of Rs. 9.8 billion of 3yr Speial Saving Account (SSA), the higher yielding segment of portfolio, has matured during the month. As a result, net return for the month of Nov-17 has dropped sharply to 8.3% against 9.9% in Oct-17. The OIC invested all the maturing amount in short term instruments, in consistent with its strategy of investing in short duration investments.

At the end of November 2017, the Fund has around 37% of its exposure in fixed rate PIBs, long term bank deposits, and products of National Saving Schemes. This high yielding portion of the portfolio will support the Fund in outperforming its benchmark in the year FY18.

CPI Inflation for the month of Nov-17 was recorded at 4.0 percent on YoY and 0.4 percent on MoM basis. As far as inflation outlook is concerned, the OIC of the Fund is of the view that there is no immediate risk of reversal in inflation in near future.

Period	Growth		Market Value (Rs. billion)		Funding Ratio
	Fund Assets	Liability Index	Fund Assets (a)	30-yr Pension Liabilities (b)	(a)/(b)
FY09	15.00%	28.01%	3.5	575.9	0.61%
FY10	13.21%	9.41%	12.1	637.6	1.90%
FY11	10.81%	-4.50%	13.4	608.9	2.20%
FY12	16.86%	21.93%	15.6	742.5	2.10%
FY13	20.46%	39.51%	18.8	1035.8	1.82%
FY14	5.65%	-9.20%	24.8	940.5	2.64%
FY15	21.57%	45.22%	35.3	3866.4	0.91%
FY16	11.14%	18.65%	40.2	4995.0	0.81%
FY17	9.88%	5.08%	49.3	5249.1	0.94%
5MFY18	3.84%	4.69%	51.2	5495.0	0.93%
Jul '08 to Nov '17	13.53%	15.65%			

Performance History



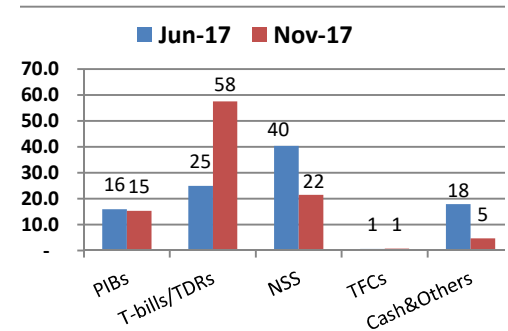
Fund Facts

Fund Type	Pension Fund
Inception Date	16-Jun-08
Net Assets (Rs. million)	51,160
Long Term Benchmark	YoY CPI + 3%
Management Expenses (annualized)	0.12% p.a. of Net Assets
Trustee	CDC Pakistan Limited
Auditors	KPMG Taseer Hadi & Co.
Risk Profile of the Fund	Low to Moderate

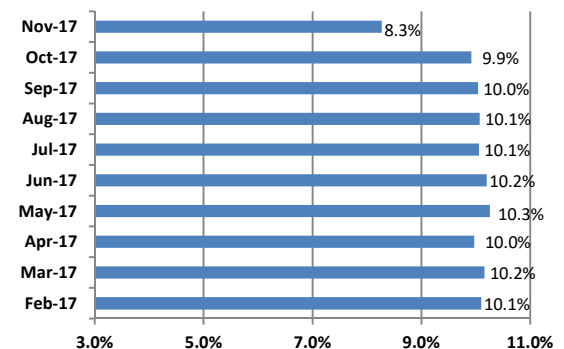
Fund Size FY18

	Rs. million
*Beginning Fund Size (01 Jul 2017)	47,128
Add: Contribution during the year	-
Add: Gains during the year	1,885
Less: Expenses during the year	(24)
*Ending Fund Size (30 Nov 2017)	48,989
* Excluding Unrealized Gain of Rs. 2,171 million	

Asset Allocation (% of Fund Size)



YTD Monthly Returns (Net)



Operational Investment Committee

Aquil Raza Khoja, FCA	General Manager
Muhammad Sajid, CFA	Portfolio Manager

For feedback and enquiries contact us at:
3-Canal Park, Gulberg-II, Lahore
www.ppf.gop.pk
Ph: 042-35758138